

HF250 Datasheet

HIGH-FLOW PRESSURE REGULATOR



● Gas ● Liquid | ● Diaphragm ● Piston | ● Self-Venting ● Non-Venting | Max Inlet: 250 bar (3,625 psi) | Max Outlet: 10 bar (145 psi) | Cv 7.0



INTRODUCING THE HF250...

The HF250 is a diaphragm-sensed high-flow pressure regulator for gas or liquid applications. The liquid version includes a PEEK™ seat, whilst the gas version features PCTFE seating.

It features a **balanced main valve** as standard for up to 250 bar (3,625 psi) inlet pressure. An unbalanced option can be offered alternatively for applications with maximum inlet pressures of up to 50 bar (725 psi).

With a Cv of 7.0, the HF250 is perfect for high-flow applications. The dome-loaded option features a 1:1 ratio and is fitted with an MF101 pilot regulator as standard.

STANDARD MATERIALS OF CONSTRUCTION

PART	MATERIALS
Body and Bonnet	ASTM A479 316/316L Stainless Steel (UNS S31600/S31603)
Main Valve Pin	ASTM A479 316/316L Stainless Steel
Soft Seat	PEEK™ (450G) PCTFE (Kel-F)
Valve Spring	ASTM A479 S42 Stainless Steel (UNS S43100)
Diaphragm	NBR N70 (Nitrile Buna N) FKM/FPM (Viton)
O-Rings	NBR N70 (Nitrile Buna N)
Loading Spring	ASTM A240 301 Stainless Steel (UNS S30100)

SPECIFICATION

Max. Inlet Pressure:	Balanced	Unbalanced
PEEK™	250 bar (3,625 psi)	50 bar (725 psi)
PCTFE	250 bar (3,625 psi)	50 bar (725 psi)

Note: Pressure regulator rating may be limited by connection type, Cv and/or seat material. Contact the office for specific pressure or temperature requirements.

Outlet Ranges	Up to 10 bar (145 psi)
Design Proof Pressure	150% max. working pressure
Seat Leakage	In accordance with ANSI/FCI 70-3
Weight	8kg (17.6lbs)

FEATURES AND BENEFITS

1 BALANCED MAIN VALVE DESIGN

Improved control across the pressure range.

2 DIAPHRAGM SENSING ELEMENT

High sensitivity for accurate pressure regulation.

3 HIGH FLOW COEFFICIENT

Cv 7.0 for high-flow capabilities.

4 SUITABLE FOR GAS OR LIQUID APPLICATIONS

Versatile usage across a range of media-types.

NOTE: Product availability and specifications contained herein are subject to change without notice. Consult local distributor or factory for potential revisions and/or service related issues. Pressure Tech Ltd support with product selection recommendations only - it is the users responsibility to ensure the product is suitable for their specific application requirements.



PRESSURE TECH LTD

Unit 24, Graphite Way, Hadfield, Glossop, Derbyshire, UK, SK13 1QH

+44 (0)1457 899 307 | sales@pressure-tech.com | www.pressure-tech.com

DESIGNED, MANUFACTURED AND BUILT IN THE UK

© 2024 Pressure Tech Ltd. All Rights Reserved.

160824

PAGE:
1 OF 4

HF250 Datasheet

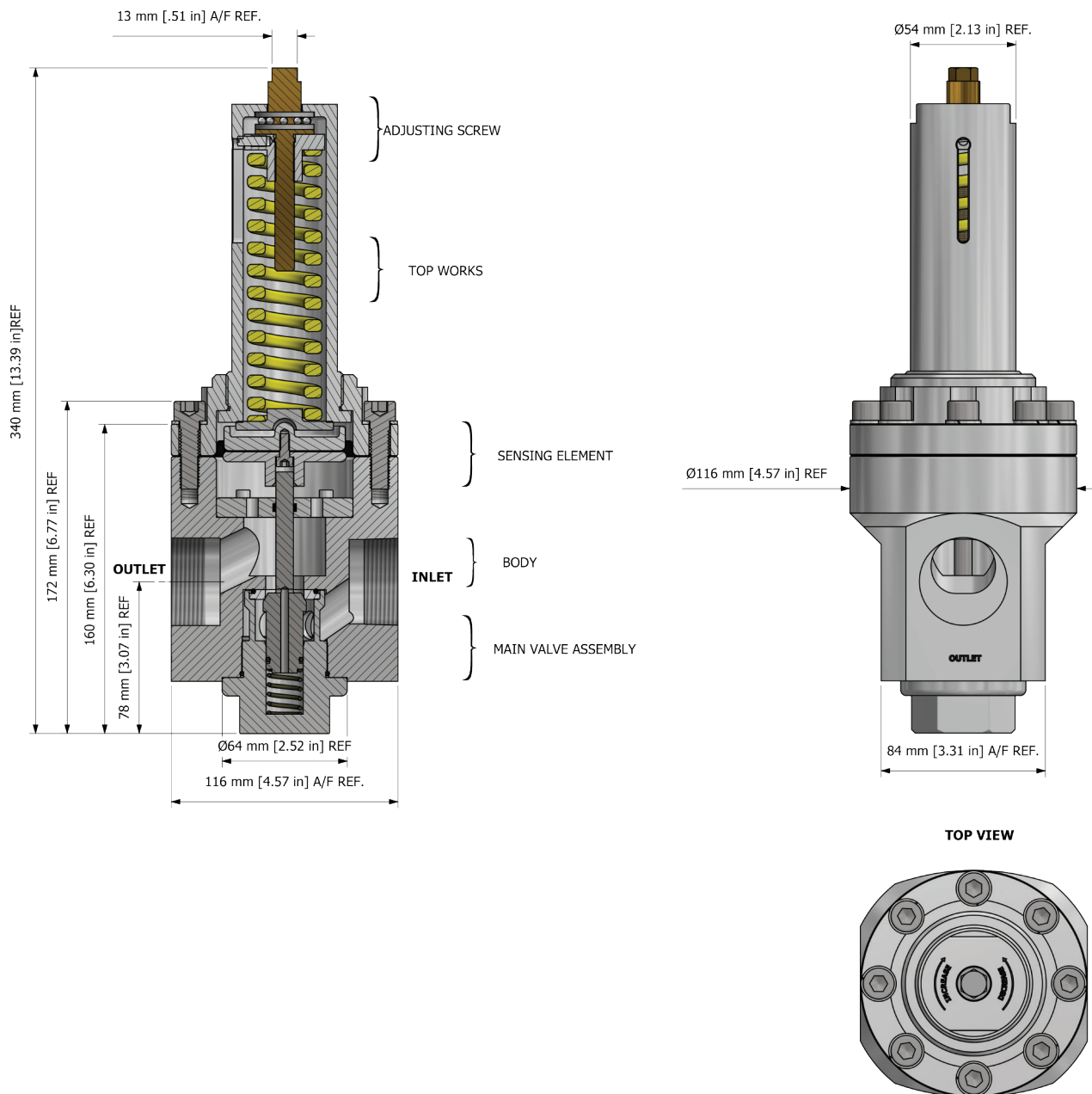
HIGH-FLOW PRESSURE REGULATOR



☒ Gas
 ☒ Liquid
 ☒ Diaphragm
 ☒ Piston
 ☒ Self-Venting
 ☒ Non-Venting
 | Max Inlet: 250 bar (3,625 psi)
 | Max Outlet: 10 bar (145 psi)
 | Cv 7.0

DRAWINGS AND INSTALLATION DIMENSIONS

Dimensions shown for 1" NPT option and standard configurations only – please contact the office for other options.



Note:

All gauge ports are 1/4" NPT as standard.

NOTE: Product availability and specifications contained herein are subject to change without notice. Consult local distributor or factory for potential revisions and/or service related issues. Pressure Tech Ltd support with product selection recommendations only - it is the users responsibility to ensure the product is suitable for their specific application requirements.



PRESSURE TECH LTD

Unit 24, Graphite Way, Hadfield, Glossop, Derbyshire, UK, SK13 1QH

+44 (0)1457 899 307 | sales@pressure-tech.com | www.pressure-tech.com

DESIGNED, MANUFACTURED AND BUILT IN THE UK

© 2024 Pressure Tech Ltd. All Rights Reserved.

160824

PAGE:
2 OF 4

HF250 Datasheet

HIGH-FLOW PRESSURE REGULATOR

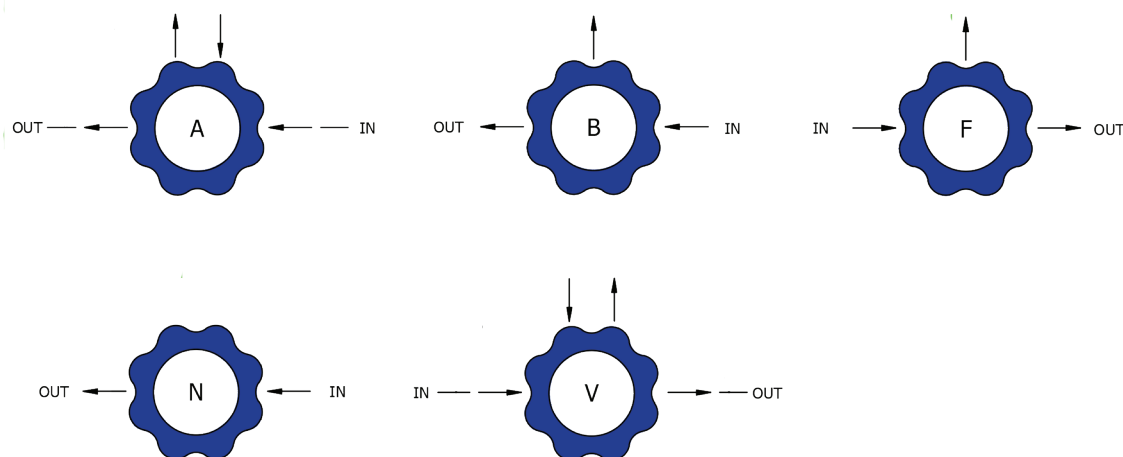


● Gas ● Liquid | ● Diaphragm ● Piston | ● Self-Venting ● Non-Venting | Max Inlet: 250 bar (3,625 psi) | Max Outlet: 10 bar (145 psi) | Cv 7.0

FLOW CURVE

Please contact the office for further information.

PORTING CONFIGURATIONS



Notes:

Additional porting configurations are available - please contact the office for further information.
One gauge to be used with extension bar if mounted directly.

NOTE: Product availability and specifications contained herein are subject to change without notice. Consult local distributor or factory for potential revisions and/or service related issues.
Pressure Tech Ltd support with product selection recommendations only - it is the users responsibility to ensure the product is suitable for their specific application requirements.



PRESSURE TECH LTD

Unit 24, Graphite Way, Hadfield, Glossop, Derbyshire, UK, SK13 1QH
+44 (0)1457 899 307 | sales@pressure-tech.com | www.pressure-tech.com

DESIGNED, MANUFACTURED AND BUILT IN THE UK

© 2024 Pressure Tech Ltd. All Rights Reserved.

160824

PAGE:
3 OF 4

HF250 Datasheet

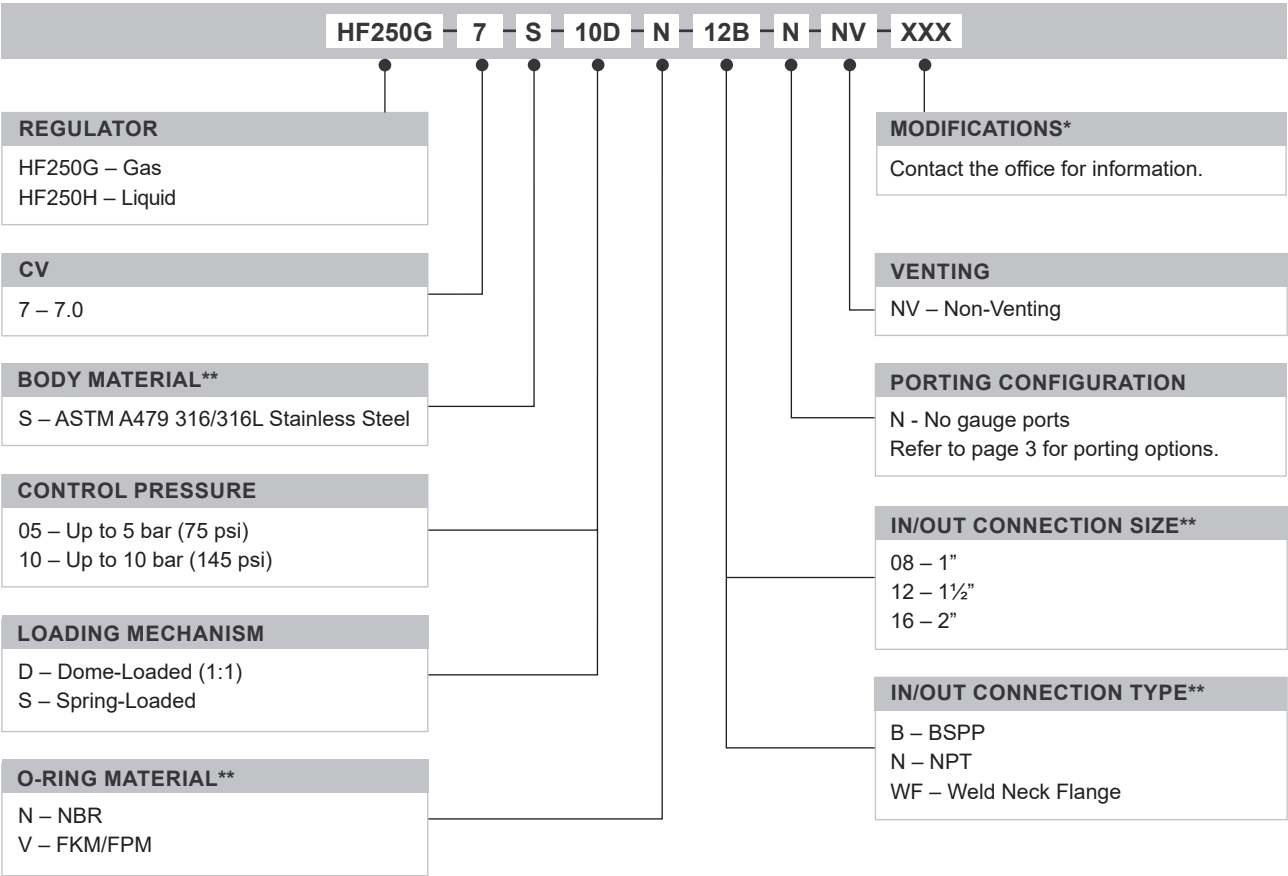
HIGH-FLOW PRESSURE REGULATOR



● Gas ● Liquid | ● Diaphragm ● Piston | ● Self-Venting ● Non-Venting | Max Inlet: 250 bar (3,625 psi) | Max Outlet: 10 bar (145 psi) | Cv 7.0

ORDERING INFORMATION

To build a Pressure Tech part number, simply combine the characters identified below in sequence:



OPTIONAL EXTRAS

	PART NUMBER	DESCRIPTION
Service Kit	SRK-HF250...	Various options available
Panel Mounting Ring	PT-C-024	-

Note: Ancillary Equipment and additional Service Kit options also available.

TRADEMARKS: PEEK™ is a trademark of Victrex PLC

* Where applicable
** Other connections/materials may be available

NOTE: Product availability and specifications contained herein are subject to change without notice. Consult local distributor or factory for potential revisions and/or service related issues.
Pressure Tech Ltd support with product selection recommendations only - it is the users responsibility to ensure the product is suitable for their specific application requirements.



PRESSURE TECH LTD
Unit 24, Graphite Way, Hadfield, Glossop, Derbyshire, UK, SK13 1QH
+44 (0)1457 899 307 | sales@pressure-tech.com | www.pressure-tech.com
DESIGNED, MANUFACTURED AND BUILT IN THE UK
© 2024 Pressure Tech Ltd. All Rights Reserved.